



The Strategic Counsel

Gregg, Kelly, Sullivan & Woolstencroft:
The Strategic Counsel

www.thestrategiccounsel.com

21 St. Clair Avenue East
Suite 1100
Toronto, Ontario
M4T 1L9
Tel 416 975-4465
Fax 416 975-1883

440 Laurier Avenue West
Suite 200
Ottawa, Ontario
K1R 7X6
Tel 613 751-2855
Fax 613 751-2852



LibraryCo Integration Task Force Survey Findings

Presentation to the 6th Annual
Conference of Ontario Law
Association Libraries

September 28, 2006

Research Objectives

- ◆ The key objectives of this research were to better understand the legal information needs of practising lawyers in Ontario, how they meet those needs, and their preferences for meeting them.

- ◆ More specific objectives included the investigation of:
 - The nature and extent of the research resources available to practising lawyers at their offices, including the extent of their office library and the availability of research resources such as on-site library staff, dedicated research lawyers and articling students;
 - Current and anticipated use of information resources, including libraries;
 - Comfort with and use of online research tools;
 - Use of both county and district libraries and the Great Library at Osgoode Hall in Toronto; and,
 - Awareness and use of various services offered by the county and district libraries and the Great Library, including the information services offered to members by library staff.

Methodology

- ◆ The survey was conducted online. An invitation to participate was sent by email to 21,206 members of the Law Society.
 - The sample comprised practising members who had both provided the Law Society with an email address and granted permission for the Law Society to communicate with them by email.

- ◆ Email invitations, each of which contained a unique, single-use url to provide access to the survey, were sent early in the week of November 7, 2005. Field was closed on December 7.

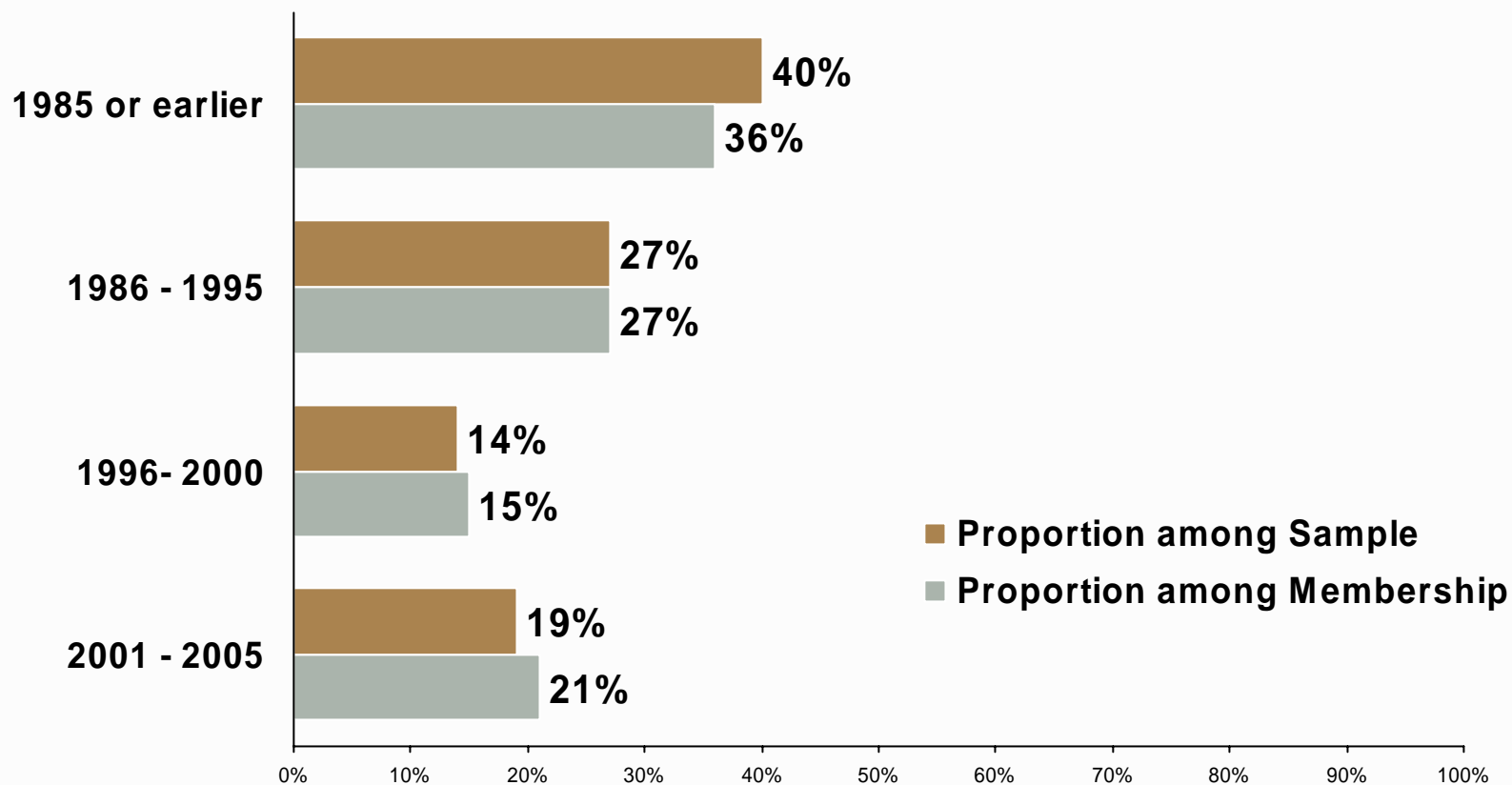
- ◆ By the field close date, 3,165 members had completed the survey. This represents a response rate of just less than 15%.

- ◆ The margin of error on the total sample of 3,165 is +/- 1.61 percentage points, at the 95% confidence interval.
 - Sub samples (e.g., region, practise style) have wider confidence intervals.

Sample Profile

Year of Call

Total Sample



Q1. In what year were you called to the bar?
 Base: Total sample (n=3165)

Region

	n	Sample %	Membership %
Central East	355	11	8
Central West	333	11	7
Central South	306	10	7
East	428	14	17
Northeast	110	3	2
Northwest	86	3	1
Southwest	343	11	3
Toronto	1204	38	54

Q92. In what county or district do you practise?
 Base: Total sample (n=3165)

Membership Category

	Total Sample (n=3165)	
	%	n
Total sole practitioner	33	1,056
Sole practitioner, practising alone in Ontario	22	705
Sole practitioner, practising in Ontario with one or more lawyers as employees	2	73
Sole practitioner, practising in Ontario with one or more lawyers in shared facilities	9	278
A partner in a law partnership in Ontario	22	700
An employee/associate in a law firm in Ontario	21	658
Employed in government in Ontario	11	361
Employed by Legal Aid Ontario or a community legal clinic	2	70
Employed in Education in Ontario	<1	8
Employed, other in Ontario	10	312

Q2. What is your category of membership in the Law Society of Upper Canada?

Base: Total sample

Resources Used to Undertake Legal Research

Resources Used to Undertake Legal Research

	Years at the Bar					
	Total Sample (n=3165) %	5 Years or Less (n=616) %	6 to 10 Years (n=436) %	10 Years or Less (n=1052) %	11 to 20 Years (n=861) %	More Than 20 Years (n=1252) %
Using print resources						
Mean score	30	25	28	27	29	33
Median score	25	25	25	25	25	25
Using electronic resources						
Mean score	45	52	49	50	47	40
Median score	50	50	50	50	50	40
Through County, District or Great Library						
Mean score	16	15	15	15	17	18
Median score	10	10	5	10	10	10

Q5. Approximately what proportions of your legal research are undertaken through the following means? Please ensure that the proportions you enter add to 100%.
 Base: Total sample

Resources Used to Undertake Legal Research

	Firm Size					
	Total Sample (n=3165) %	Sole Practitioner (n=1056) %	Small Firm (n=490) %	Mid-Size Firm (n=465) %	Large Firm (n=403) %	Other * (n=751) %
Using print resources						
Mean score	30	30	27	28	35	30
Median score	25	25	25	25	30	25
Using electronic resources						
Mean score	45	37	41	49	54	55
Median score	50	30	40	50	50	50
Through County, District or Great Library						
Mean score	16	24	23	16	6	7
Median score	10	20	15	10	0	0

Q5. Approximately what proportions of your legal research are undertaken through the following means? Please ensure that the proportions you enter add to 100%.
Base: Total sample

Resources Used to Undertake Legal Research

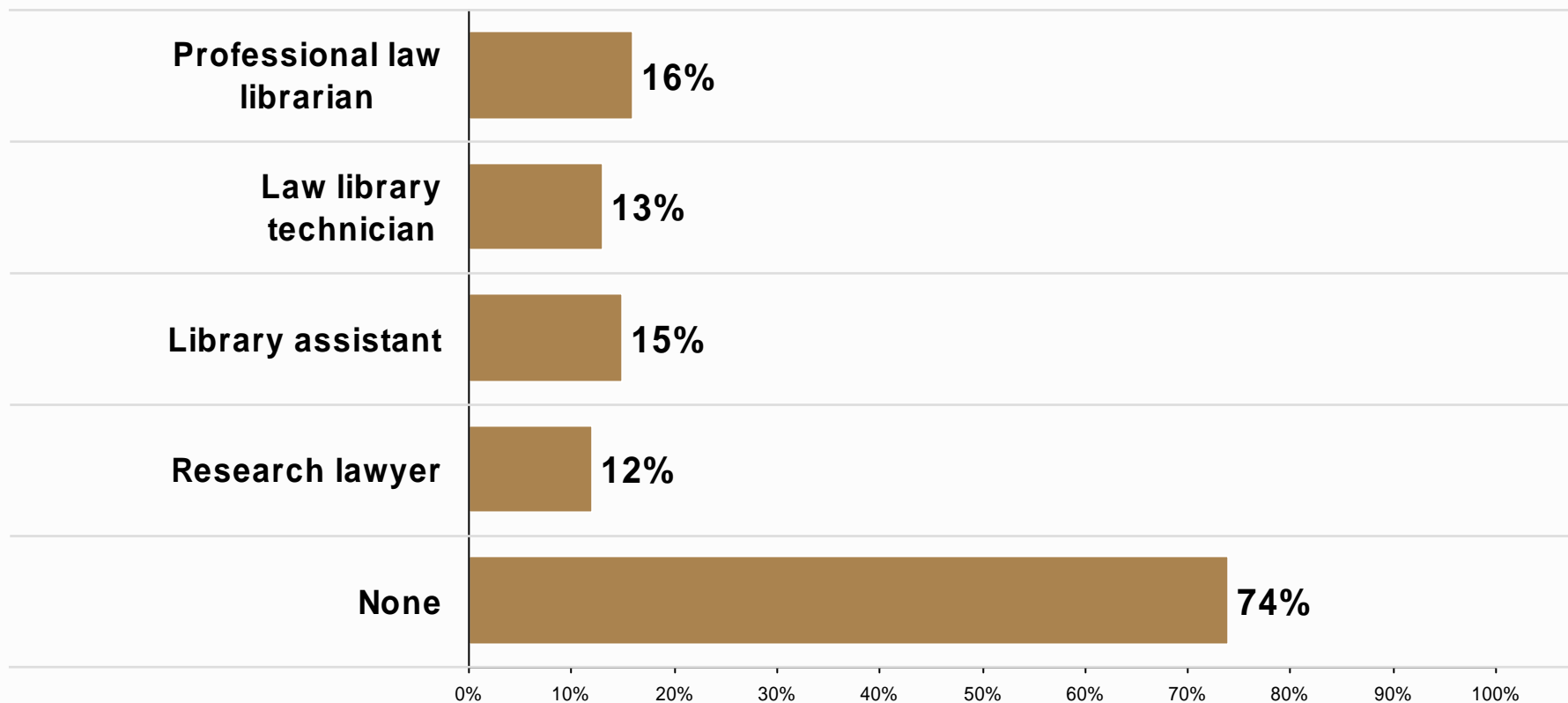
	Region								
	Total Sample (n=3165) %	Central East (n=355) %	Central West (n=333) %	Central South (n=306) %	East (n=428) %	North East (n=110) %	North West (n=86) %	South West (n=343) %	Toronto (n=1204) %
Using print resources									
Mean score	30	31	28	26	32	26	29	28	31
Median score	25	25	25	20	25	20	25	25	25
Using electronic resources									
Mean score	45	38	39	43	45	38	36	39	53
Median score	50	35	40	40	50	40	30	40	50
Through County, District or Great Library									
Mean score	16	24	25	22	14	27	28	22	8
Median score	10	20	20	15	5	20	20	15	1

Q5. Approximately what proportions of your legal research are undertaken through the following means? Please ensure that the proportions you enter add to 100%.
 Base: Total sample

In-House Research Resources

In-House Research Resources

Total Sample



Q6. Do you or does the firm at which you work employ any of the following?
 Base: Total sample (n=3165)

In-House Research Resources

	Firm Size					
	Total Sample (n=3165) %	Sole Practitioner (n=1056) %	Small Firm (n=490) %	Mid-Size Firm (n=465) %	Large Firm (n=403) %	Other * (n=751) %
Professional law librarian	16	1	1	7	69	26
Library assistant	15	1	1	7	59	23
Law library technician	13	1	<1	5	52	22
Research lawyer	12	2	1	6	46	17
None	74	97	97	77	12	60

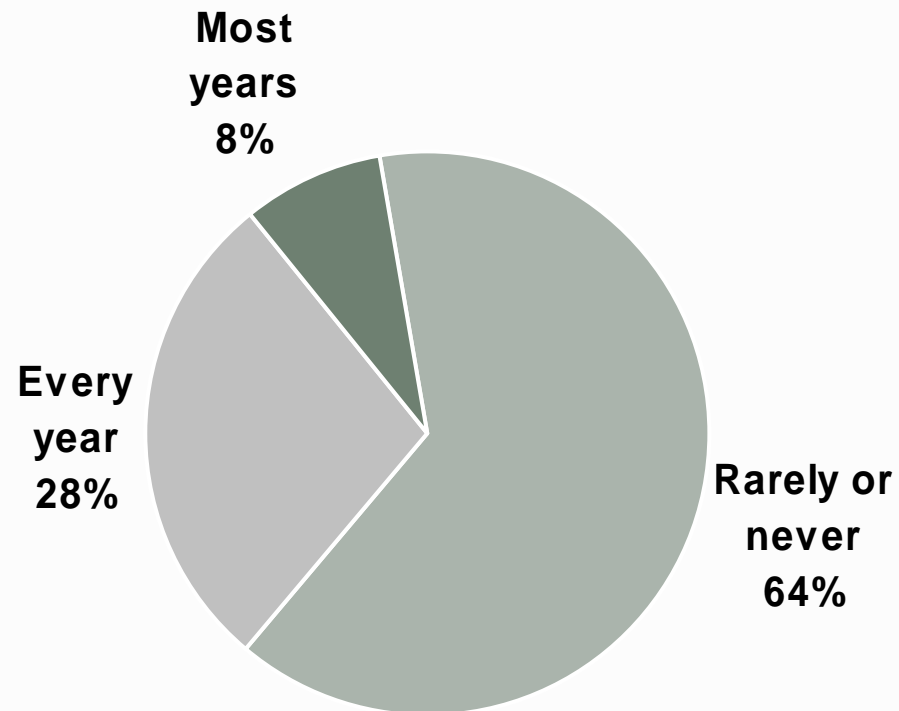
Q6. Do you or does the firm at which you work employ any of the following?

Base: Total sample

* Other represent lawyers not in private practice

Frequency of Employing Articling Students

Total Sample



Q7. How often do you or does the firm at which you work employ articling students?
Base: Total sample (n=3165)

Frequency of Employing Articling Students

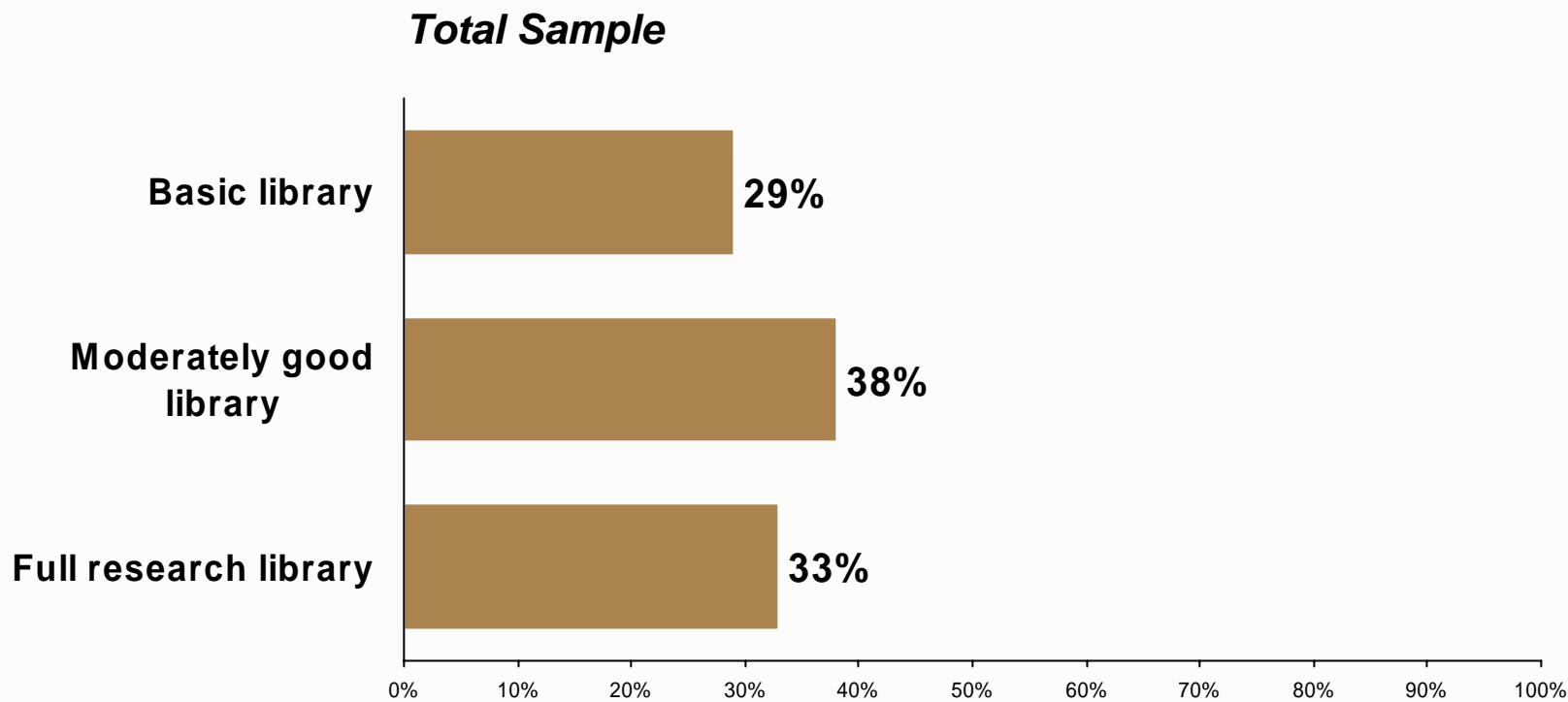
	Firm Size					
	Total Sample (n=3165) %	Sole Practitioner (n=1056) %	Small Firm (n=490) %	Mid-Size Firm (n=465) %	Large Firm (n=403) %	Other * (n=751) %
Every year	28	2	4	38	97	36
Most years	8	3	9	21	2	10
Rarely or never	64	95	87	41	1	54

Q7. How often do you or does the firm at which you work employ articling students?

Base: Total sample

* Lawyers not in private practice

In-House Law Library



Q8. Which of the following best describes the law library available at your office or firm, excluding access using the Internet to materials such as LexisNexis (Quicklaw) and CanLII?

Base: Total sample (n=3165)

Note: The questionnaire provided the following definitions: Basic library – “a shelf of books in my office”; Moderately good library – “a book case or two of materials”; Full research library – “a room designated as a library”.

In-House Law Library

	Firm Size					
	Total Sample (n=3165) %	Sole Practitioner (n=1056) %	Small Firm (n=490) %	Mid-Size Firm (n=465) %	Large Firm (n=403) %	Other * (n=751) %
Basic library	29	46	30	13	2	29
Moderately good library	38	45	54	46	9	28
Full research library	33	9	16	41	89	43

Q8. Which of the following best describes the law library available at your office or firm, excluding access using the Internet to materials such as LexisNexis (Quicklaw) and CanLII?

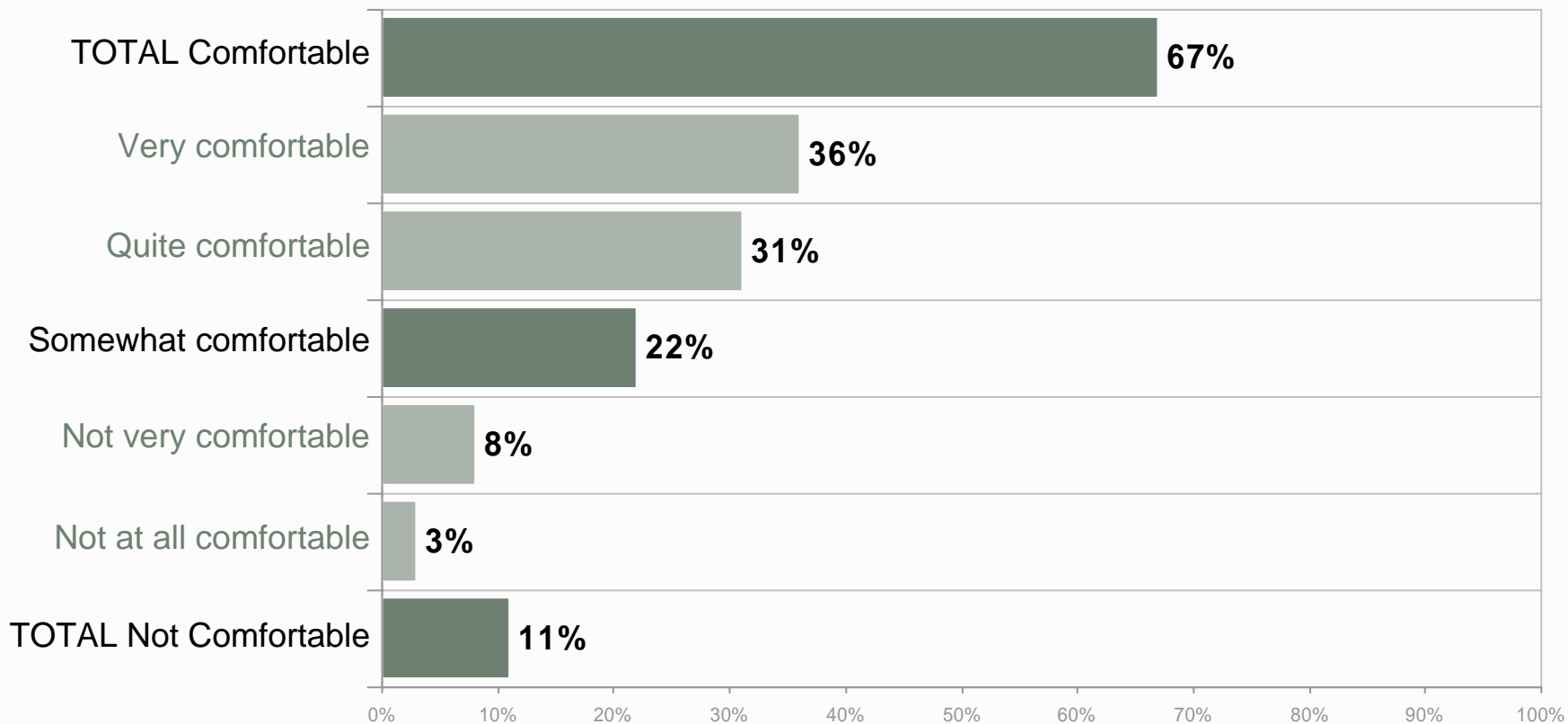
Base: Total sample

* Lawyers not in private practice

Note: The questionnaire provided the following definitions: Basic library – “a shelf of books in my office”; Moderately good library – “a book case or two of materials”; Full research library – “a room designated as a library”.

Comfort with Electronic Legal Research Tools

Total Sample



Q10. How comfortable are you using legal research tools in electronic format?
 Base: Total sample (n=3165)

Comfort with Electronic Legal Research Tools

	Years at the Bar					
	Total Sample (n=3165) %	5 Years or Less (n=616) %	6 to 10 Years (n=436) %	10 Years or Less (n=1052) %	11 to 20 Years (n=861) %	More Than 20 Years (n=1252) %
TOTAL Comfortable	67	89	84	87	65	52
Very comfortable	36	58	48	54	33	23
Quite comfortable	31	31	36	33	32	29
Somewhat comfortable	22	10	14	12	26	28
Not very comfortable	8	1	1	1	7	15
Not at all comfortable	3	-	1	<1	2	5
TOTAL Not Comfortable	11	1	2	1	9	20

Q10. How comfortable are you using legal research tools in electronic format?
 Base: Total sample

Subscription to Online Services

	Firm Size					
	Total Sample (n=3165) %	Sole Practitioner (n=1056) %	Small Firm (n=490) %	Mid-Size Firm (n=465) %	Large Firm (n=403) %	Other * (n=751) %
Yes	72	45	65	97	100	83
No	28	55	35	3	-	17

Q11. Do you or does your firm subscribe to any online subscription services such as LexisNexis (Quicklaw), WestlaweCARSWELL, others?

Base: Total sample

* Other represent lawyers not in private practice

Reasons for Not Subscribing to Online Services

	Firm Size				
	Total Sample (n=896) %	Sole Practitioner (n=586) %	Small Firm (n=170) %	Mid-Size Firm (n=15) ^c %	Other * (n=125) %
Find the services too expensive	64	68	68	40	44
Do not feel you need the service	27	27	17	20	46
Other	21	19	26	47	23

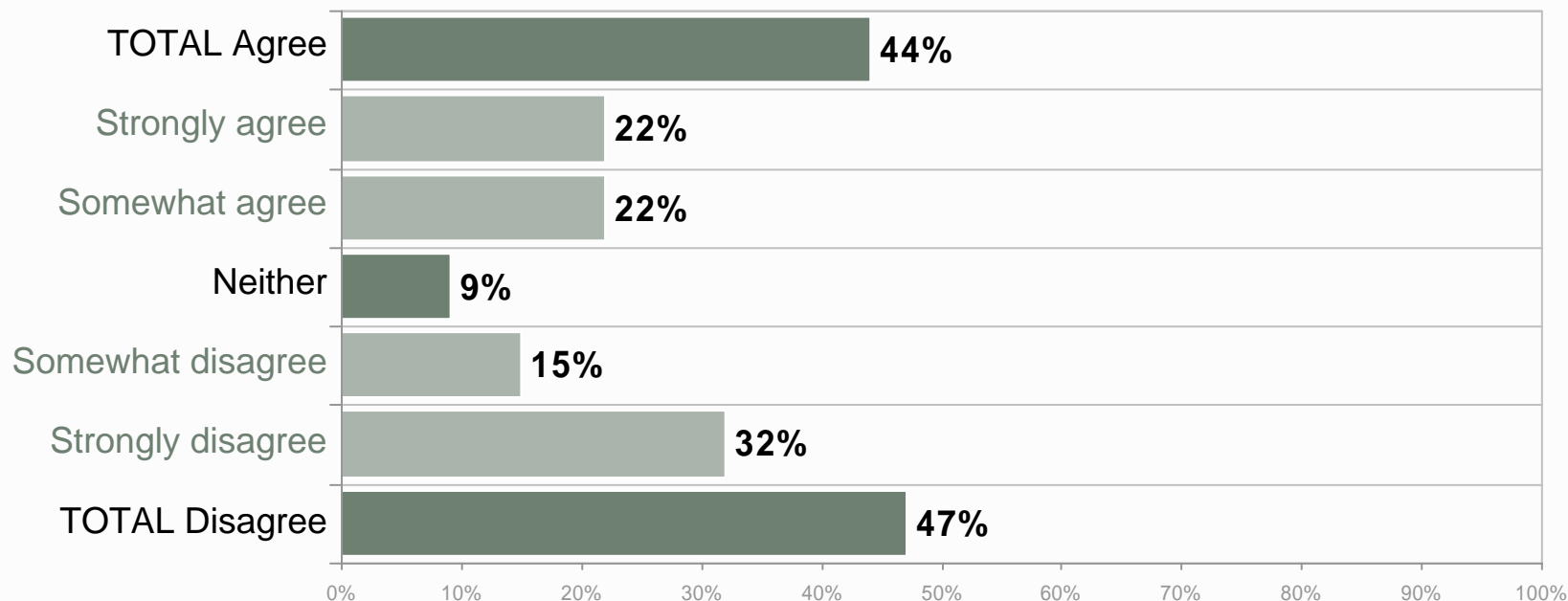
Q12. Is this because you ... ?
 Base: Those who do not subscribe to online subscription services
 • Other represent lawyers not in private practice
 C Caution, small base size

Use of County or
District/Great Law Libraries

Use of County or District/Great Law Libraries

“I rarely need to use either a county or district law library or the Great Library because almost everything I need is available either electronically or in print in my office”.

Total Sample



Q17. Please indicate the extent to which you agree or disagree with the following statement ... “I rarely need to use either a county or district law library or the Great Library because almost everything I need is available either electronically or in print in my office”.

Base: Total sample (n=3165)

Use of County or District/Great Law Libraries

“I rarely need to use either a county or district law library or the Great Library because almost everything I need is available either electronically or in print in my office”.

	Firm Size					
	Total Sample (n=3165) %	Sole Practitioner (n=1056) %	Small Firm (n=490) %	Mid-Size Firm (n=465) %	Large Firm (n=403) %	Other * (n=751) %
TOTAL Agree	44	29	30	37	70	64
Strongly agree	22	13	12	16	36	36
Somewhat agree	22	16	18	21	34	28
Neither	9	8	8	9	8	12
Somewhat disagree	15	16	17	22	12	10
Strongly disagree	32	47	45	32	10	14
TOTAL Disagree	47	63	62	54	22	24

Q17. Please indicate the extent to which you agree or disagree with the following statement ... “I rarely need to use either a county or district law library or the Great Library because almost everything I need is available either electronically or in print in my office”.

Base: Total sample

* Other represent lawyers not in private practice

Use of County or District/Great Law Libraries

“I rarely need to use either a county or district law library or the Great Library because almost everything I need is available either electronically or in print in my office”.

	Region								
	Total Sample (n=3165) %	Central East (n=355) %	Central West (n=333) %	Central South (n=306) %	East (n=428) %	North East (n=110) %	North West (n=86) %	South West (n=343) %	Toronto (n=1204) %
TOTAL Agree	44	29	25	34	50	26	18	33	60
Strongly agree	22	15	13	15	27	10	5	12	30
Somewhat agree	22	14	12	19	23	16	13	21	30
Neither	9	8	8	6	11	7	8	9	10
Somewhat disagree	15	14	16	18	14	15	19	17	14
Strongly disagree	32	49	51	42	25	52	55	41	16
TOTAL Disagree	47	63	67	60	40	67	74	58	30

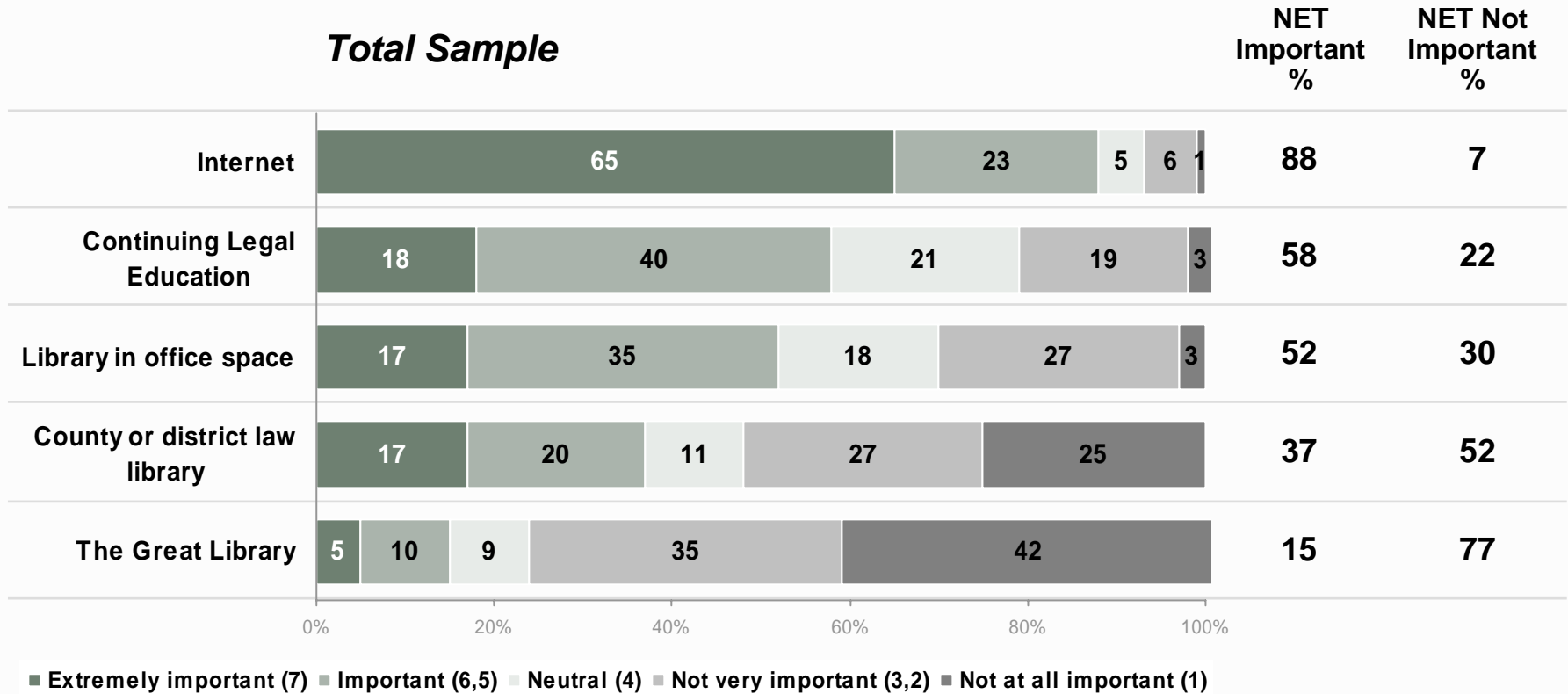
Q17. Please indicate the extent to which you agree or disagree with the following statement ... “I rarely need to use either a county or district law library or the Great Library because almost everything I need is available either electronically or in print in my office”.

Base: Total sample

* Other represent lawyers not in private practice

Importance of Resources

Total Sample



Q18-22. Using a scale on which “1” is not important at all and “7” is extremely important, please indicate the importance to you in your daily practice of each of the following resources.

Base: Total sample (n=3165)

Importance of Resources

“Important” in daily practice (7, 6 & 5 on a 7-point scale)

	Firm Size					
	Total Sample (n=3165) %	Sole Practitioner (n=1056) %	Small Firm (n=490) %	Mid-Size Firm (n=465) %	Large Firm (n=403) %	Other * (n=751) %
Internet	88	83	84	89	92	93
Continuing legal education	58	58	56	65	57	56
Library in office space	52	47	47	55	66	51
County or district law library	37	51	52	44	16	15
The Great Library	15	16	16	17	12	12

Q18-22. Using a scale on which “1” is not important at all and “7” is extremely important, please indicate the importance to you in your daily practice of each of the following resources.

Base: Total sample

* Other represent lawyers not in private practice

Importance of Resources

“Important” in daily practice (7, 6 & 5 on a 7-point scale)

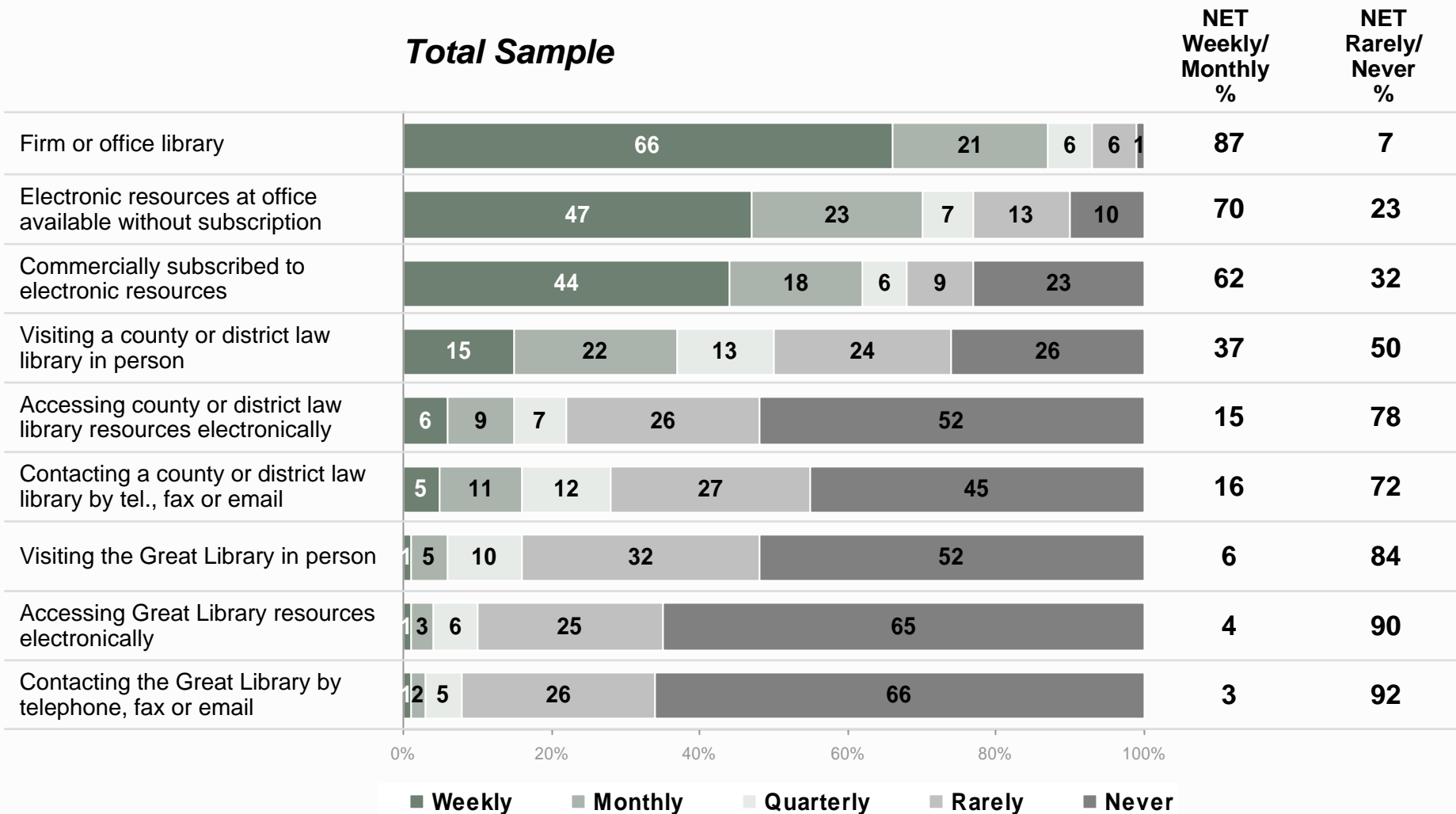
	Region								
	Total Sample (n=3165) %	Central East (n=355) %	Central West (n=333) %	Central South (n=306) %	East (n=428) %	North East (n=110) %	North West (n=86) %	South West (n=343) %	Toronto (n=1204) %
Internet	88	81	79	87	89	75	83	88	93
Continuing legal education	58	61	62	61	59	56	67	53	56
Library in office space	52	46	52	47	52	47	52	48	55
County or district law library	37	52	57	52	37	64	65	55	15
The Great Library	15	12	14	6	6	6	9	7	24

Q18-22. Using a scale on which “1” is not important at all and “7” is extremely important, please indicate the importance to you in your daily practice of each of the following resources.

Base: Total sample

Current/Anticipated Use of Information Sources

Current Use of Information Sources



Q23-31. Please indicate how frequently you use each of the following sources of information.
 Base: Total sample (n=3165)

Current Use of Information Sources

“Monthly” or “Weekly or more often” use of...

	Years at the Bar					
	Total Sample (n=3165) %	5 Years or Less (n=616) %	6 to 10 Years (n=436) %	10 Years or Less (n=1052) %	11 to 20 Years (n=861) %	More Than 20 Years (n=1252) %
Firm or office library	87	84	86	85	86	89
Electronic resources at office available without subscription	70	75	73	74	69	69
Commercially subscribed to electronic resources	62	77	68	73	64	52
Visiting a county or district law library in person	37	40	31	36	34	39

Q23-31. Please indicate how frequently you use each of the following sources of information.
Base: Total sample

Current Use of Information Sources

“Monthly” or “Weekly or more often” use of...

	Firm Size					
	Total Sample (n=3165) %	Sole Practitioner (n=1056) %	Small Firm (n=490) %	Mid-Size Firm (n=465) %	Large Firm (n=403) %	Other * (n=751) %
Firm or office library	87	89	90	88	85	82
Electronic resources at office available without subscription	70	70	69	65	76	74
Commercially subscribed to electronic resources	62	42	60	83	79	70
Visiting a county or district law library in person	37	51	54	42	13	13

Q23-31. Please indicate how frequently you use each of the following sources of information.

Base: Total sample

* Other represent lawyers not in private practice

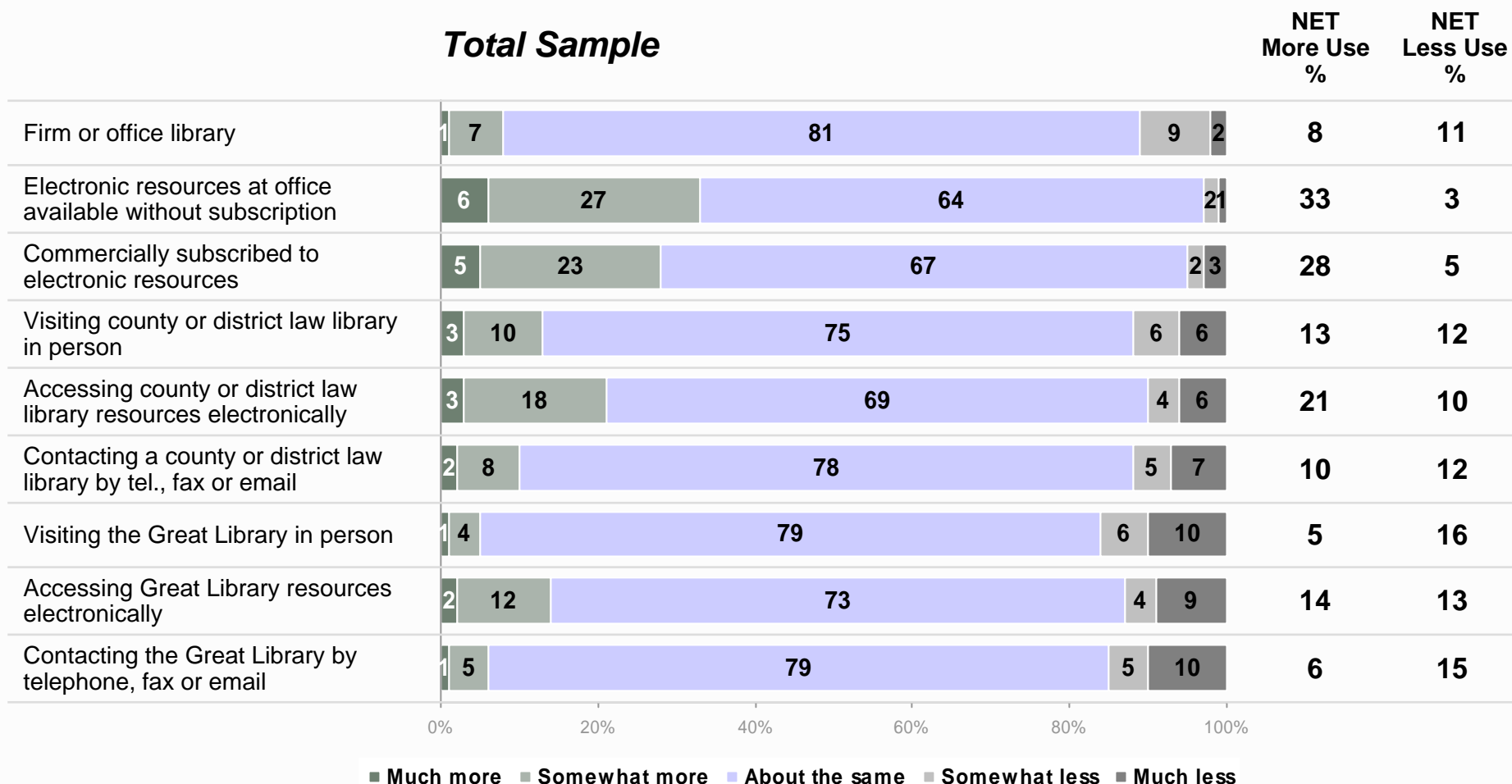
Current Use of Information Sources

“Monthly” or “Weekly or more often” use of...

	Region								
	Total Sample (n=3165) %	Central East (n=355) %	Central West (n=333) %	Central South (n=306) %	East (n=428) %	North East (n=110) %	North West (n=86) %	South West (n=343) %	Toronto (n=1204) %
Firm or office library	87	88	92	91	85	88	90	89	84
Electronic resources at office available without subscription	70	69	66	72	70	57	69	69	74
Commercially subscribed to electronic resources	62	51	57	64	63	61	66	54	68
Visiting a county or district law library in person	37	54	56	55	33	66	61	54	13

Q23-31. Please indicate how frequently you use each of the following sources of information.
Base: Total sample

Anticipated Use of Information Sources (Next 2-3 Years)

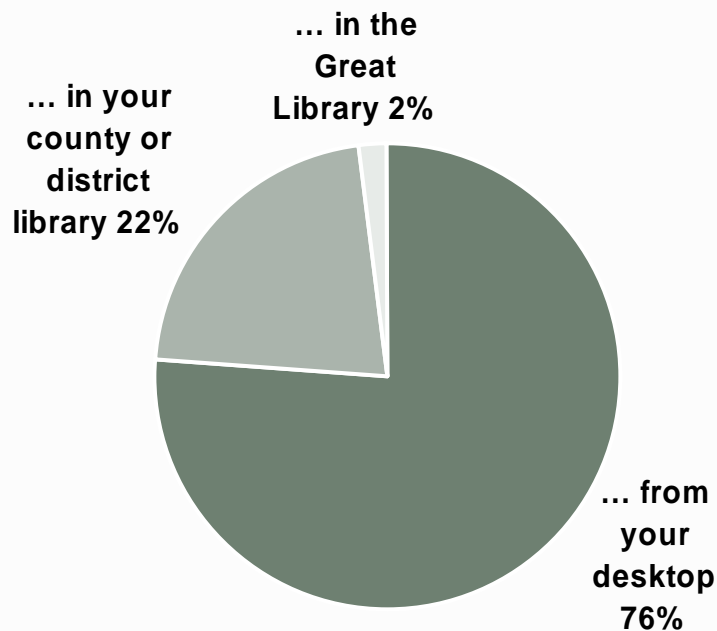


Q32-40. Please indicate whether you anticipate that over the next 2-3 years the frequency with which you use the following sources of information will likely increase, stay about the same, or decrease.

Base: Total sample (n=3165)

Preferences for Allocation of Resources for Legal Research Materials

More of the legal research materials you seek could be accessed ...



Total Sample

Q41. Given a choice between putting more resources into providing research materials electronically versus providing research materials in your county or district library or the Great Library, which of the following would be your preference?

Base: Total sample (n=3165)

Preferences for Allocation of Resources for Legal Research Materials

More of the legal research materials you seek could be accessed ...

	Years at the Bar					
	Total Sample (n=3165) %	5 Years or Less (n=616) %	6 to 10 Years (n=436) %	10 Years or Less (n=1052) %	11 to 20 Years (n=861) %	More Than 20 Years (n=1252) %
From your desktop	76	81	79	80	76	73
In your county or district library	22	17	18	17	22	25
In the Great Library	2	2	3	3	2	2

Q41. Given a choice between putting more resources into providing research materials electronically versus providing research materials in your county or district library or the Great Library, which of the following would be your preference?

Base: Total sample

Preferences for Allocation of Resources for Legal Research Materials

More of the legal research materials you seek could be accessed ...

	Region								
	Total Sample (n=3165) %	Central East (n=355) %	Central West (n=333) %	Central South (n=306) %	East (n=428) %	North East (n=110) %	North West (n=86) %	South West (n=343) %	Toronto (n=1204) %
From your desktop	76	67	58	71	82	50	42	69	90
In your county or district library	22	33	42	29	18	49	58	31	5
In the Great Library	2	-	<1	<1	-	1	-	-	5

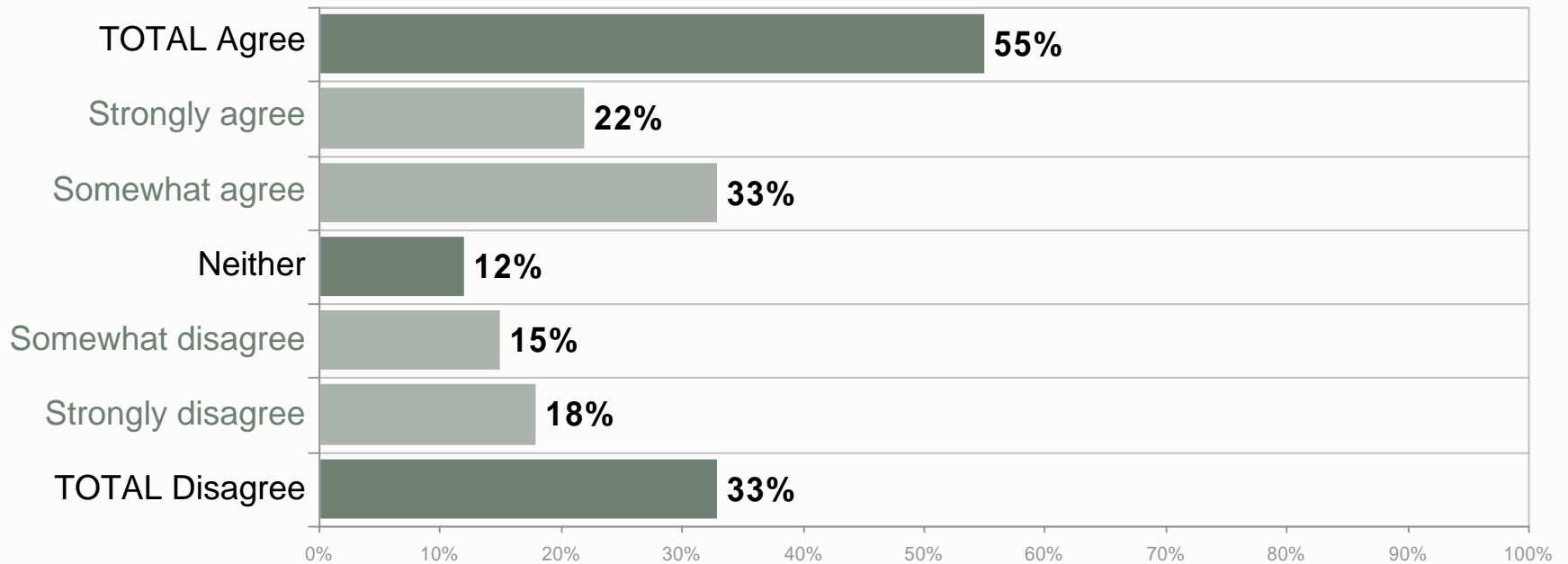
Q41. Given a choice between putting more resources into providing research materials electronically versus providing research materials in your county or district library or the Great Library, which of the following would be your preference?

Base: Total sample

The Law Library 5 - 10 Years from Today

“Over the next 5-10 years a virtual law library will largely replace physical libraries”.

Total Sample



Q42. Please indicate the extent to which you agree or disagree with the following statement. “Over the next 5-10 years a virtual law library will largely replace physical libraries.”

Base: Total sample (n=3165)

The Law Library 5 - 10 Years from Today

“Over the next 5-10 years a virtual law library will largely replace physical libraries”.

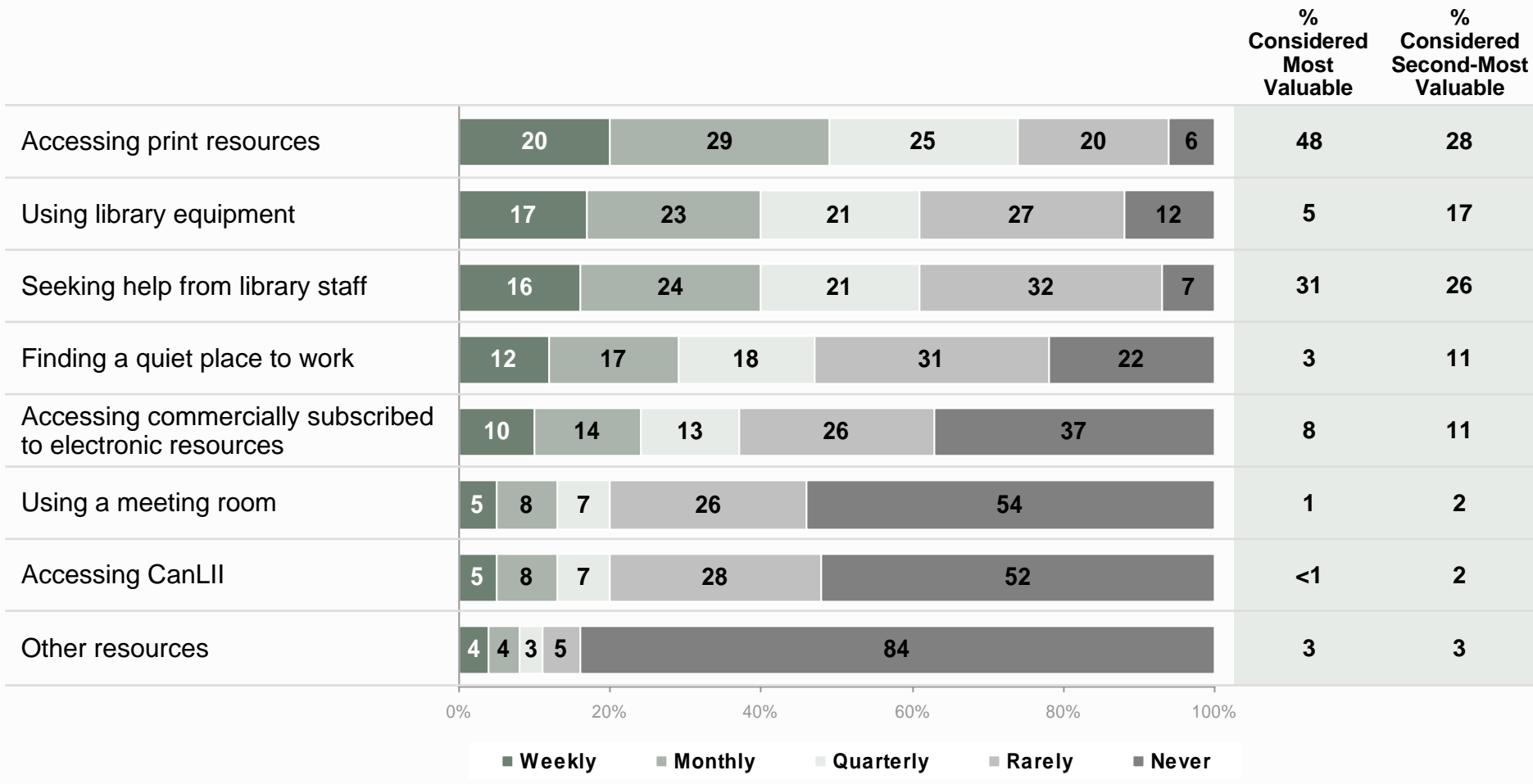
	Region								
	Total Sample (n=3165) %	Central East (n=355) %	Central West (n=333) %	Central South (n=306) %	East (n=428) %	North East (n=110) %	North West (n=86) %	South West (n=343) %	Toronto (n=1204) %
TOTAL Agree	55	48	42	50	58	38	31	53	64
Strongly agree	22	18	15	20	26	16	8	19	25
Somewhat agree	33	30	27	30	32	22	23	34	39
Neither	12	11	14	12	13	17	9	14	10
Somewhat disagree	15	16	14	18	16	16	11	13	14
Strongly disagree	18	25	30	20	13	29	49	20	12
TOTAL Disagree	33	41	44	38	29	45	60	33	26

Q42. Please indicate the extent to which you agree or disagree with the following statement. “Over the next 5-10 years a virtual law library will largely replace physical libraries.”

Base: Total sample

Resources Used at County
or District/Great Law
Libraries

In-Person Visits to County or District Law Libraries – Resources Used



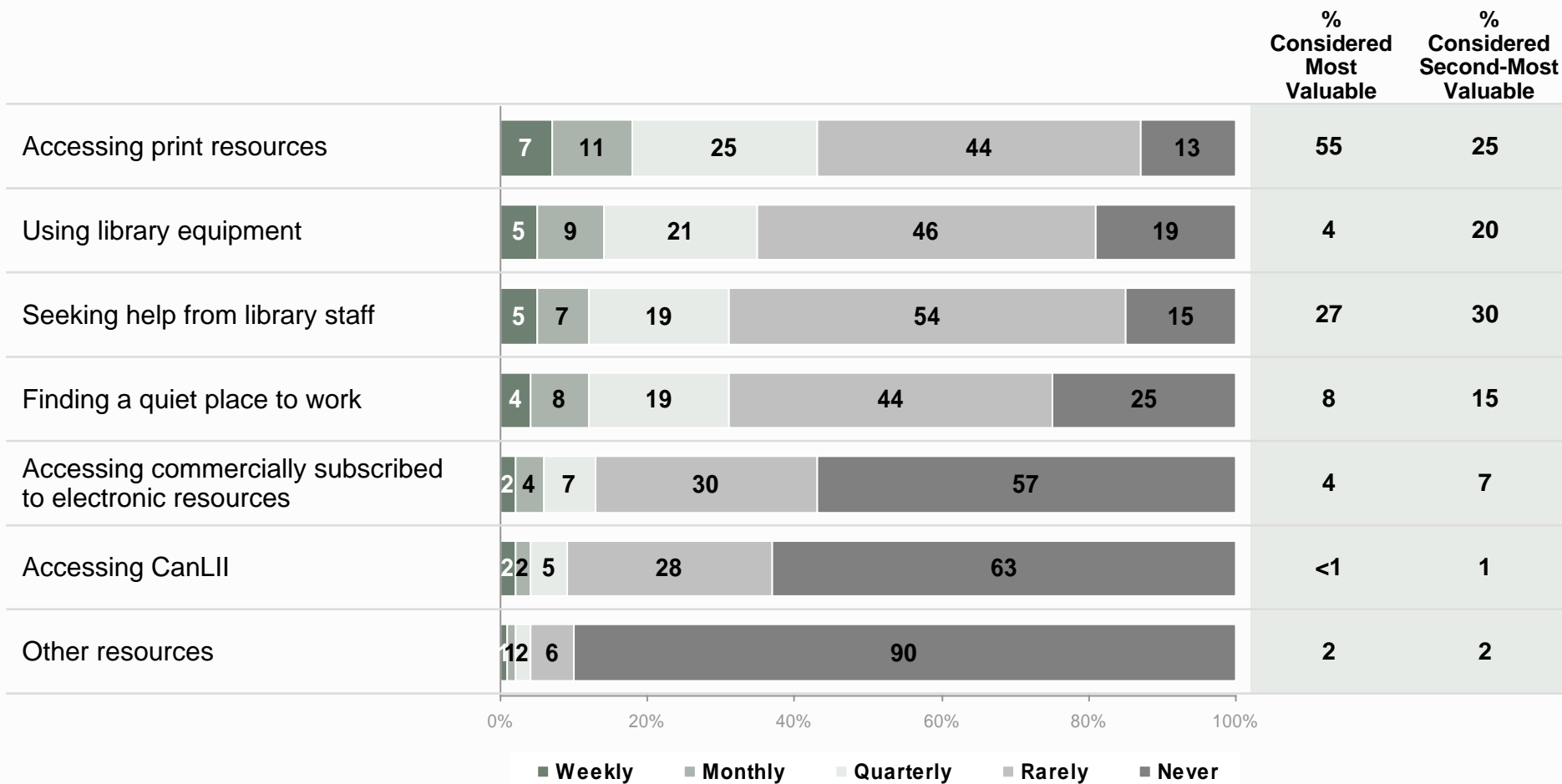
Q44-51. How frequently do you use the following resources when you visit a county or district law library in person?

Base: Respondents who ever visit a county or district law library (n=2351)

Q59-60. Of the resources you noted that you have used at county or district law libraries, which do you consider most valuable and second most valuable?

Base: Respondents who ever visit a county or district law library at least "rarely" (n=2286)

In-Person Visits to Great Library – Resources Used



Q52-58. How frequently do you use the following resources when you visit the Great Library in person?

Base: Respondents who ever visit the Great Library (n=1525)

Q61-62. Of the resources you noted that you have used at the Great Library, which do you consider most valuable and second most valuable?

Base: Respondents who ever visit the Great Library at least "rarely" (n=1416)

Awareness, Use and Perceived Value of County or District Law Library Services

	Awareness				Perceived Value					
	Not Aware %	Aware, but have not used %	% of Total Sample Have Used	% of Those Aware Have Used	NET Valuable %	Very valuable %	Some-what valuable %	Not very valuable %	Not at all valuable %	NET Not valuable %
A document delivery service through which lawyers can obtain, at no cost, information from any of the county or district law libraries	60	24	16	39	97	61	36	2	1	3
Toll free 1-800 numbers to contact any of the county or district law libraries	77	19	4	16	83	39	44	10	7	17
Training at no cost on the electronic resources available	49	27	24	47	95	59	36	3	2	5
Research services	39	32	29	47	97	70	27	2	1	3
e-Reference	62	26	12	32	94	56	38	3	3	6
Current awareness services	71	18	11	37	90	47	43	6	4	10

Q74-79. For each of the following services offered by the county or district law libraries, please indicate whether you are aware of the service and whether you have used it. If you have used the service, please indicate how valuable it is for you.

Base: Total sample (n=3165)

Note: Only respondents who have used a service were asked to rate the value of that service. Base sizes vary.

Awareness, Use and Perceived Value of Great Library Services

Total Sample

	Awareness				Perceived Value					
	Not Aware %	Aware, but have not used %	% of Total Sample Have Used	% of Those Aware Have Used	NET Valuable %	Very valuable %	Some-what valuable %	Not very valuable %	Not at all valuable %	NET Not valuable %
A document delivery service through which lawyers can obtain, for a fee, information from the Great Library	55	31	14	31	93	46	47	5	2	7
A toll free 1-800 number to contact the library	67	27	6	17	86	42	44	8	6	14
Training at no cost on the electronic resources available	65	30	5	15	95	54	41	4	1	5
Research services	47	40	13	24	95	55	40	3	2	5
e-Reference	67	27	6	17	95	47	48	3	2	5
Current awareness services	74	20	6	22	92	46	46	6	2	8

Q80-85. For each of the following services offered by the Great Library, please indicate whether you are aware of the service and whether you have used it. If you have used the service, please indicate how valuable it is for you.

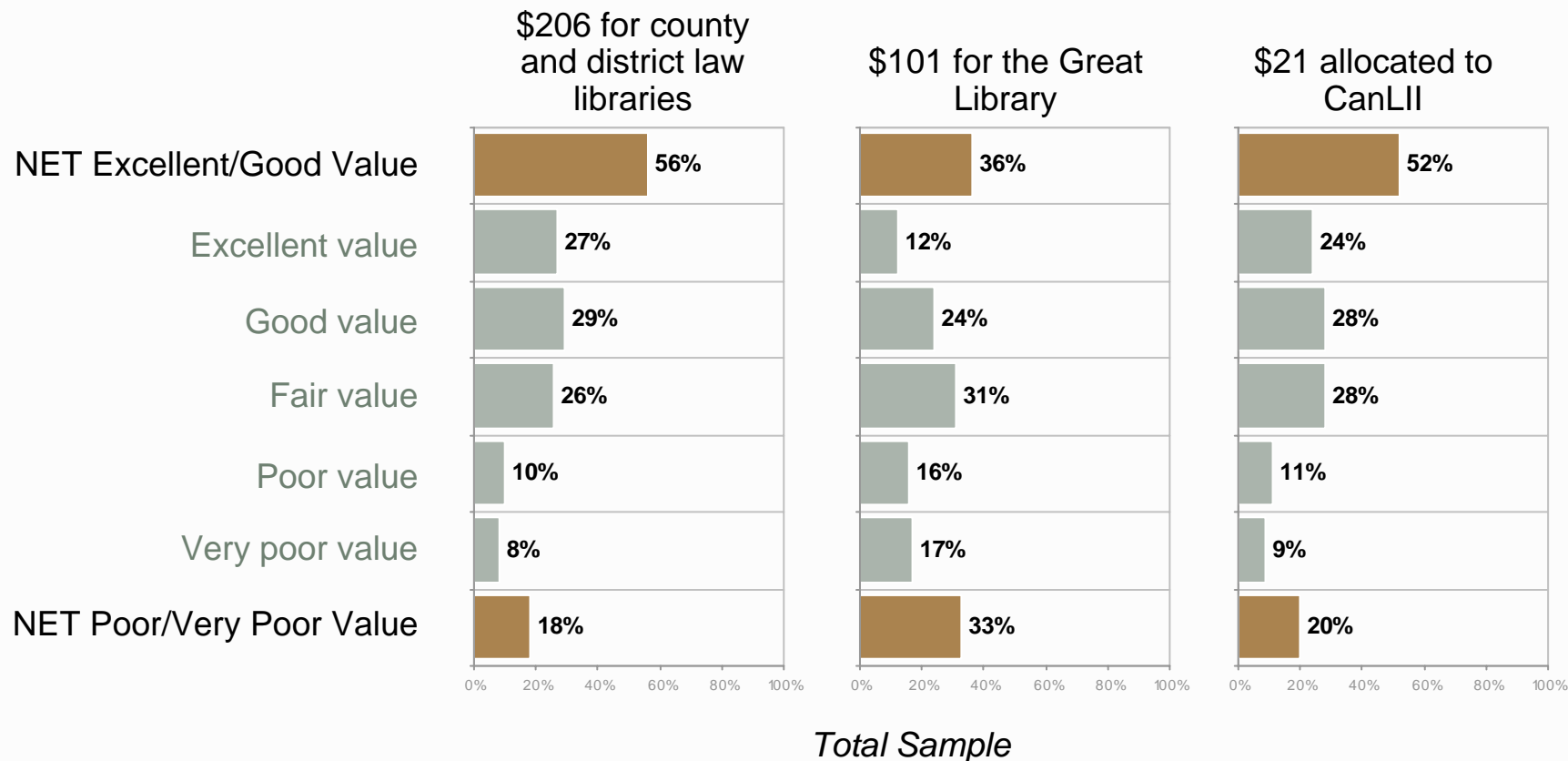
Base: Total sample (n=3165)

Note: Only respondents who have used a service were asked to rate that service. Base sizes vary.

Value of Fee Allocations to Legal Information Services

Value of Fee Proportions Allocated to Legal Information Services

Value of membership fees ...



Q88. How would you rate the value of the \$206 of your membership fee that is allocated to LibraryCo for the county and district law libraries?

Q89. How would you rate the value of the \$101 of your membership fee that is allocated to the Great Library?

Q90. How would you rate the value of the \$21 of your membership fee that is allocated to CanLII?

Base: Total sample (n=3165)

Value of Fee Proportions Allocated to Legal Information Services

Legal Information Services are “Excellent” or “Good” Value

	Firm Size					
	Total Sample (n=3165) %	Sole Practitioner (n=1056) %	Small Firm (n=490) %	Mid-Size Firm (n=465) %	Large Firm (n=403) %	Other * (n=751) %
\$206 for county and district law libraries	56	62	68	65	43	39
\$101 for The Great Library	36	34	32	36	44	37
\$21 allocated to CanLII	52	52	51	51	56	51

Q88. How would you rate the value of the \$206 of your membership fee that is allocated to LibraryCo for the county and district law libraries?

Q89. How would you rate the value of the \$101 of your membership fee that is allocated to the Great Library?

Q90. How would you rate the value of the \$21 of your membership fee that is allocated to CanLII?

Base: Total sample (n=3165)

Value of Fee Proportions Allocated to Legal Information Services

Legal Information Services are “Excellent” or “Good” Value

	Region								
	Total Sample (n=3165) %	Central East (n=355) %	Central West (n=333) %	Central South (n=306) %	East (n=428) %	North East (n=110) %	North West (n=86) %	South West (n=343) %	Toronto (n=1204) %
\$206 for county and district law libraries	56	63	62	78	60	63	85	74	36
\$101 for The Great Library	36	32	31	20	21	23	35	21	53
\$21 allocated to CanLII	52	52	44	52	52	41	52	48	56

Q88. How would you rate the value of the \$206 of your membership fee that is allocated to LibraryCo for the county and district law libraries?

Q89. How would you rate the value of the \$101 of your membership fee that is allocated to the Great Library?

Q90. How would you rate the value of the \$21 of your membership fee that is allocated to CanLII?

Base: Total sample (n=3165)

Final Comments

Final Comments

- ◆ In total, 837 of those responding left a final comment. This represents 26% of all those who completed the survey.

- ◆ A number of those who responded took the time to write considered, and in some cases quite detailed, comments. The number of comments made, and their tone, suggests that the issues raised in this research are important to a significant number of practising lawyers.

- ◆ One issue, which accounts for fully 30% of the comments provided among those who contributed one, stands out - the importance of local libraries. Comments concerning the importance of local libraries fall into four broad areas.
 - General comments to the effect that local libraries are very important to the respondent's practice
 - Comments that local libraries are particularly important to sole practitioners, those who practise in small firms, and those who practise outside of Toronto
 - Comments suggesting that local libraries play a vital role for lawyers at trial, and particularly when they are at trial away from home
 - Comments reflecting that local libraries play an important collegial/social role beyond simply providing information

Final Comments

- ◆ The continuing importance of print resources is the subject of comment among 16% of those who provided an answer to this question. There are two principal areas of concern here.
 - The first, mentioned by 11% of those who provided an answer to this question, is that electronic resources and print resources are not yet equivalent and therefore that print resources should continue to be supported.
 - The second, mentioned by 8%, is that electronic resources are not as efficient or good a research tool as print-based resources.

- ◆ The importance of having librarians on site at libraries is mentioned by 14% of those who provided a comment.
 - The two most frequently mentioned benefits of on-site librarians are assistance with legal research generally and assistance with electronic research (either through actually conducting the research or through assisting practising lawyers in using electronic research resources).

- ◆ The view that the future is electronic, or that electronic access to legal information resources is preferred, is the subject of 13% of final comments.